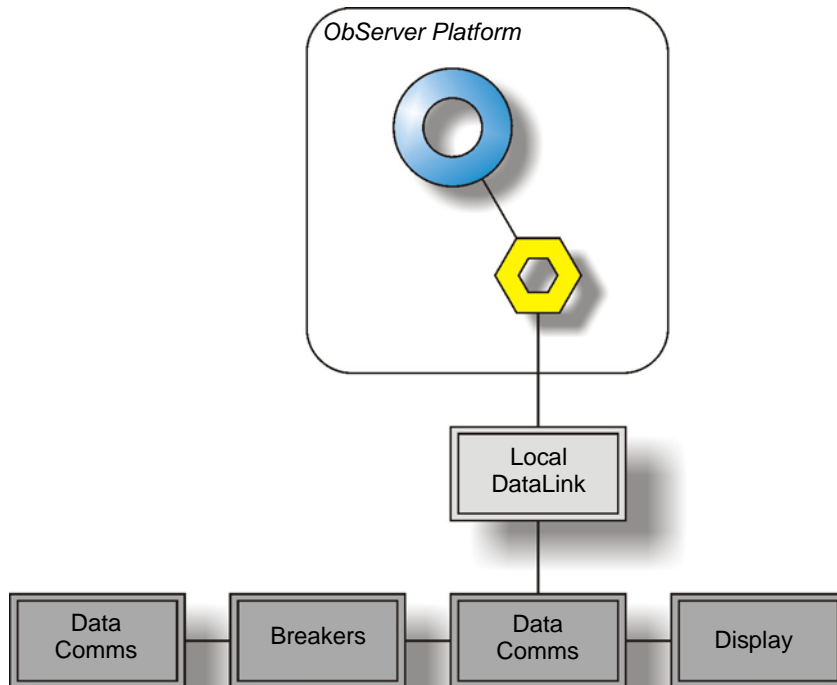


Product Engineering Guide

OSM v20 MEM v11

Introduction

The MEM OSM links the Memshield Breaker Protection System to ObServer. Depending on their configuration, information can be returned from up to 12 units. Each unit controls up to 8 breakers. The MSP Local Datalink to RS232 Converter is needed to provide the link on to the MEM Data Communications Unit.



Engineering

Step 1 – Install OSM

The MEM OSM is installed automatically with all ObSys editions. Refer to the 'ObSys CD sleeve' for details on how to install ObSys.

Step 2 – Configure MEM System

In order to communicate with more than one unit, a legal address has to be set up within each unit using MEM's configuration programme SHIELD. The address range is 0...11 and each address must only be used once on a single network of units.

Step 3 – Connect COM Port to MEM System

Using cable, connect the MEM Local Datalink to RS232 converter to a COM port of the PC. Refer to the section 'Cable' below for details of the cable.

Step 4 – Plug in MEM OSM to ObServer

Use object engineering software to locate the ObServer Setup object. Assign the MEM OSM to an available channel. Refer to '[ObServer v20 Application Engineering Guide](#)'.

Note: After inserting the OSM, your engineering software may need to re-scan the ObServer object in order to view the OSM.

Step 5 – Configure MEM OSM

The COM port, operating mode, baudrate, alarm polling facilities, and alarm destination are configured using objects. Use object engineering software to view and modify the module objects within the OSM.

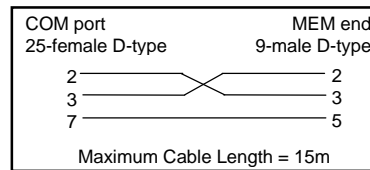

Step 6 – Access Objects within the MEM System

Values from the MEM system are made available as objects from ObServer. Any object software that is connected to the ObServer can access these objects.

Engineering Reference

Cable Specification

The cable between COM port and the MEM Local Datalink to RS232 converter is as follows:



Objects

When the OSM is loaded the following objects are created within ObServer, use object software to access these objects.

| Object ^[1] | Label | R/W | Type |
|-----------------------|-----------------------------------|-----|--------------------------|
| Sc | MEM System connected to channel c | - | [MEM v11] ^[2] |
| Mc | MEM Module connected to channel c | - | [OSM v20MEM v11] |

Notes

- [1] The ObServer channel number, c, is a number in the range 1...40.
- [2] This object has a variable content and as such requires scanning.